

(12) INTERNATIONAL APPLICATION PUBLISHED UNDER THE PATENT COOPERATION TREATY (PCT)

(19) World Intellectual Property Organization
International Bureau



(43) International Publication Date
12 September 2003 (12.09.2003)

PCT

(10) International Publication Number
WO 03/074101 A1

(51) International Patent Classification⁷: A61L 31/16,
A61K 31/397, 31/18

SD, SE, SG, SK (utility model), SK, SL, TJ, TM, TN, TR,
TT, TZ, UA, UG, US, UZ, VC, VN, YU, ZA, ZM, ZW.

(21) International Application Number: PCT/US03/02685

(84) Designated States (regional): ARIPO patent (GH, GM,
KE, LS, MW, MZ, SD, SL, SZ, TZ, UG, ZM, ZW),
Eurasian patent (AM, AZ, BY, KG, KZ, MD, RU, TJ, TM),
European patent (AT, BE, BG, CH, CY, CZ, DE, DK, EE,
ES, FI, FR, GB, GR, HU, IE, IT, LU, MC, NL, PT, SE, SI,
SK, TR), OAPI patent (BF, BJ, CF, CG, CI, CM, GA, GN,
GQ, GW, ML, MR, NE, SN, TD, TG).

(22) International Filing Date: 14 February 2003 (14.02.2003)

(25) Filing Language: English

(26) Publication Language: English

(30) Priority Data:
60/361,383 28 February 2002 (28.02.2002) US

Declarations under Rule 4.17:

— as to applicant's entitlement to apply for and be granted
a patent (Rule 4.17(ii)) for the following designations AE,
AG, AL, AM, AT, AU, AZ, BA, BB, BG, BR, BY, BZ, CA, CH,
CN, CO, CR, CU, CZ, DE, DK, DM, DZ, EC, EE, ES, FI,
GB, GD, GE, GH, GM, HR, HU, ID, IL, IN, IS, JP, KE, KG,
KP, KR, KZ, LC, LK, LR, LS, LT, LU, LV, MA, MD, MG, MK,
MN, MW, MX, MZ, NO, NZ, OM, PH, PL, PT, RO, RU, SC,
SD, SE, SG, SK, SL, TJ, TM, TN, TR, TT, TZ, UA, UG, UZ,
VC, VN, YU, ZA, ZM, ZW, ARIPO patent (GH, GM, KE, LS,
MW, MZ, SD, SL, SZ, TZ, UG, ZM, ZW), Eurasian patent
(AM, AZ, BY, KG, KZ, MD, RU, TJ, TM), European patent
(AT, BE, BG, CH, CY, CZ, DE, DK, EE, ES, FI, FR, GB,
GR, HU, IE, IT, LU, MC, NL, PT, SE, SI, SK, TR), OAPI
patent (BF, BJ, CF, CG, CI, CM, GA, GN, GQ, GW, ML,
MR, NE, SN, TD, TG)
— of inventorship (Rule 4.17(iv)) for US only

(71) Applicant (for all designated States except US): ELI
LILLY AND COMPANY [US/US]; Lilly Corporate
Center, Indianapolis, IN 46285 (US).

(72) Inventor; and

(75) Inventor/Applicant (for US only): BURRIS, Thomas,
Patrick [US/US]; 13700 Meadow Lake Drive, Noblesville,
IN 46060 (US).

(74) Agents: GINAH, Francis, O. et al.; Eli Lilly and Com-
pany, P.O. Box 6288, Indianapolis, IN 46206-6288 (US).

Published:

— with international search report

For two-letter codes and other abbreviations, refer to the "Guid-
ance Notes on Codes and Abbreviations" appearing at the begin-
ning of each regular issue of the PCT Gazette.

(81) Designated States (national): AE, AG, AL, AM, AT (util-
ity model), AT, AU, AZ, BA, BB, BG, BR, BY, BZ, CA,
CH, CN, CO, CR, CU, CZ (utility model), CZ, DE (util-
ity model), DE, DK (utility model), DK, DM, DZ, EC, EE
(utility model), EE, ES, FI (utility model), FI, GB, GD, GE,
GH, GM, HR, HU, ID, IL, IN, IS, JP, KE, KG, KP, KR, KZ,
LC, LK, LR, LS, LT, LU, LV, MA, MD, MG, MK, MN,
MW, MX, MZ, NO, NZ, OM, PH, PL, PT, RO, RU, SC,



WO 03/074101 A1

(54) Title: METHOD OF TREATING ATHEROSCLEROSIS AND HYPERCHOLESTEROLEMIA

(57) Abstract: A method of treatment of cardiovascular diseases comprising the use of an LXR agonist impregnated on a stent is disclosed.

Method of Treating Atherosclerosis and Hypercholesterolemia

Field of the Invention

This invention relates to a novel method for the treatment of atherosclerosis and/or hypercholesterolemia.

Background of the Invention

Cardiovascular Disease is a leading cause of death and disability among most of the world's population but particularly in developed and developing countries. Atherosclerosis is one of the more common forms of cardiovascular disease and it leads to insufficient blood supply to critical body organs resulting in for example, heart attack, stroke and kidney failure. Atherosclerosis also causes complications in people suffering from hypertension and diabetes.

While the processes causing atherosclerosis are complex and not completely understood, an underlying pathology to the numerous theories for the cause of atherosclerosis and atherosclerotic lesion formation are for example, an increase in serum cholesterol, and the accumulation of cholesterol esters in the arterial wall. A similar pathology is also implicated in restenosis, the so-called recurrence of stenosis or arterial stricture after corrective surgery. Restenosis has been described as an accelerated atherosclerosis induced by injury (Forrester, J.S., *et al.*, JACC, 17(3):758-769 (1991)).

Restenosis has been observed to occur after coronary artery bypass surgery, heart transplantation, atherectomy, laser ablation, and balloon angioplasty. Restenosis is most common after balloon angioplasty; also referred to as percutaneous transluminal coronary angioplasty, which is widely used as a treatment modality in patients with coronary artery disease to reduce lumen obstruction and improve coronary blood flow. It is estimated that between 25-35% of patients develop restenosis within 1-3 months after balloon coronary angioplasty, necessitating further interventions such as repeat angioplasty or coronary bypass surgery.

Oxysterol (LXR) receptors have been found to mediate inhibition of cholesterol absorption (uptake) and promote cholesterol efflux in the artery indicating that compounds activating LXR may be used as therapies to treat restenosis. LXR

receptors in combination with retinoid (X) receptors (RXR) serve as regulators of cholesterol balance by controlling reverse cholesterol transport from peripheral tissues, bile acid synthesis in the liver, and cholesterol absorption in the intestine (see Mangelsdorf et al., Regulation of Absorption and ABC-1 Mediated Efflux of Cholesterol by RXR Heterodimers, *Research Articles:published May 31, 2000*).

LXR and RXR agonists have also been shown to have a detrimental effect on plasma triglyceride levels via direct action at the liver (Schultz et al., Role of LXRs in Control of Lypogenesis, Genes and Development, 14:2831-7400). A method is therefore needed that advantageously utilizes the beneficial effects of LXR agonists while avoiding or minimizing the detrimental effects on plasma triglycerides. However, none of the available methods has been found to be sufficiently effective in lowering cholesterol absorption in a sustained manner to the atherosclerotic lesion and also limit, minimize, or ameliorate the detrimental effect on triglyceride levels via direct action in the liver..

Summary of the Invention

The present invention provides a method for lowering cholesterol absorption in a sustained manner by the use of a localized delivery of LXR and/or RXR agonists while also limiting, minimizing, or ameliorating the detrimental effect of LXR agonists on triglyceride levels via direct action in the liver.

The present invention relates to a method for localized delivery of LXR, and/or RXR ligands to atherosclerotic lesions to reduce the incidence of restinosis.

The present invention provides methods for the localized delivery of LXR and/or RXR agents to atherosclerotic lesions via catherization techniques.

The present invention provides a method for treating stroke and/or preventing restenosis by using an LXR agonist impregnated on a stent to keep the arteries open and simultaneously elevate HDL levels.

The present invention also relates to the use of a combination therapy of LXR agonist, RXR agonist and stent for the treatment and/or prevention of Cardiovascular Diseases.

The present invention relates to the use of a pharmaceutical composition comprising a therapeutically effective amount of an LXR agonist impregnated on a

stent for the manufacture of a medicament for the treatment and/or prevention of Cardiovascular Diseases.

The present invention relates to the use of a pharmaceutical composition comprising a therapeutically effective amount of a combination of LXR agonist and RXR agonist impregnated on a stent for the manufacture of a medicament for the treatment and/or prevention of Cardiovascular Diseases.

II. Definitions:

The terms, "mammal" and "mammalian" include human and domesticated quadrupeds.

The term, "Cardiovascular Diseases" refers to diseases such as coronary occlusion, congestive heart failure, cardiac alternation, ventricular aneurysm, mural aneurysm, myocardial infarction, cardiac arrest, cardiac dysrhythmia, cardiac edema, cardiac dyspnea, cardiac failure, tachycardia, cardiac hemoptysis, cardiac incompetence, cardiac murmur, cardiac syncope, cardiac tamponade.

The term "hypercholesterolemia" refers to an abnormally large amount of cholesterol present in the cells and/or plasma of circulating blood.

The term "antihypercholesterolemic agent" refers to agents that inhibit cholesterol absorption i.e. liver X receptor (LXR) ligands for the potential treatment of hypercholesterolemia. Such inhibitors include for example, LXR agonists, derivatives and analogs of LXR ligands such as T-0901317 and TU-314407, as well as derivatives and analogs of hydroxy-substituted azetidone compounds such as ezetimibe (Sch-58235) and Sch-60663.

"Administering" as used herein is intended to include routes of administration, which allow the antihypercholesterolemic agent to perform its intended function of lowering cholesterol absorption. Such administration includes systemic and local or site specific administration by means of a drug delivery catheter, or implantation of a drug-carrying device.

The term "treatment" as used herein refers to the amelioration, inhibition, prevention of recurrence, reduction in severity or effect, of cardiovascular diseases

including but not limited to hypercholesterolemia, and arteriosclerosis by the use of a stent impregnated with LXR ligand(s) and/or RXR ligands.

The term "effective amount" as used herein refers to the amount of LXR ligand(s) and/or RXR ligands necessary or sufficient to lower the absorption of cholesterol in the atherosclerotic lesion and/or elevate the level of HDL. The effective amount can vary depending on factors known to those of skill in the art, such as mode and regimen of administration, the size of the subject, severity of hypercholesterolemia, etc. One of skill in the art would be able to consider such factors and make the determination regarding effective amount.

"Pharmaceutically acceptable carrier" refers to any substance co-administered with the antihypercholesterolemic agent and which allows the compound to perform its intended function. Examples of such carriers include solutions, solvents, dispersion media, delay agents, emulsions, microparticles and the like for combination therapies.

The term, "alkyl" by itself or as part of another substituent means, unless otherwise defined, a straight or branched chain monovalent hydrocarbon radical such as methyl, ethyl, n-propyl, isopropyl, n-butyl, tertiary butyl, sec-butyl, n-pentyl, and n-hexyl.

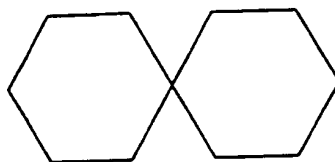
The term, "alkenyl" employed alone or in combination with other terms means a straight chain or branched monovalent hydrocarbon group having the stated number ranges of carbon atoms, and typified by groups such as vinyl, propenyl, crotonyl, isopentenyl, and various butenyl isomers.

The term, "hydrocarbyl" means an organic group containing only carbon and hydrogen.

The term, "halo" means fluoro, chloro, bromo, or iodo.

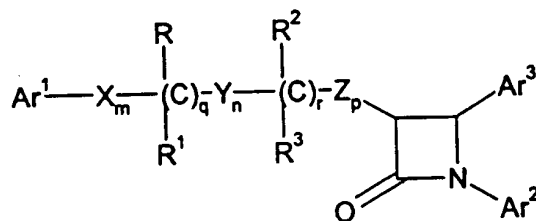
The term "heterocyclic radical" refers to radicals derived from monocyclic or polycyclic, saturated or unsaturated, substituted or unsubstituted heterocyclic nuclei having 5 to 14 ring atoms and containing from 1 to 3 hetero atoms selected from the group consisting of nitrogen, oxygen or sulfur. Typical heterocyclic radicals are pyrrolyl, pyrrolodiny, piperidiny, furanyl, thiophenyl, pyrazolyl, imidazolyl, phenylimidazolyl, triazolyl, isoxazolyl, oxazolyl, thiazolyl, thiadiazolyl, benzo(b)thiophenyl, carbazolyl, norharmanyl, azabeno(b)thiophenyl, benzofuranyl, dibenzofuranyl, dibenzothiophenyl,

indazolyl, imidazo(1,2-A)pyridinyl, benzotriazolyl, anthranilyl, 1,2-benzisoxazolyl, benzoxazolyl, benzothiazolyl, purinyl, pyridinyl, dipyridyl, phenylpyridinyl, benzylpyridinyl, pyrimidinyl, phenylpyrimidinyl, pyrazinyl, 1,3,5-triazinyl, quinolinyl, phthalazinyl, quinazolinyl, morpholino, thiomorpholino, homopiperazinyl, tetrahydrofuranyl, tetrahydropyranyl, oxacanyl, 1,3-dioxolanyl, 1,3-dioxanyl, 1,4-dioxanyl, tetrahydrothiophenyl, pentamethylenesulfadyl, 1,3-dithianyl, 1,4-dithianyl, 1,4-thioxanyl, azetidiny, hexamethyleneiminium, heptamethyleneiminium, piperazinyl and quinoxaliny.



III. The LXR Agonists of the Invention:

One embodiment of the practice of the present invention is the use of a pharmaceutical composition comprising a therapeutically effective amount of an LXR agonist of formula I impregnated on a stent for the treatment and/or prevention of Cardiovascular Diseases



I

or a pharmaceutically acceptable salt thereof, wherein:

Ar^1 and Ar^2 are independently selected from the group consisting of aryl and R^4 -substituted aryl;

Ar^3 is aryl or R^5 -substituted aryl;

X, Y and Z are independently selected from the group consisting of $-CH_2-$, -

CH(lower alkyl)- and

$-C$ (dilower alkyl)-;

R and R² are independently selected from the group consisting of -OR⁶, -O(CO)R⁶, -O(CO)OR⁹ and -O(CO)NR⁶R⁷;

R¹ and R³ are independently selected from the group consisting of hydrogen, lower alkyl and aryl;

q is 0 or 1; r is 0 or 1; m, n and p are independently 0, 1, 2, 3 or 4; provided that at least one of q and r is 1, and the sum of m, n, p, q and r is 1, 2, 3, 4, 5 or 6; and provided that when p is 0 and r is 1, the sum of m, q and n is 1, 2, 3, 4 or 5;

R⁴ is 1-5 substituents independently selected from the group consisting of lower alkyl, -OR⁶, -O(CO)R⁶, -O(CO)OR⁹, -O(CH₂)₁₋₅OR⁶, -O(CO)NR⁶R⁷, -NR⁶R⁷, -NR⁶(CO)R⁷, -NR⁶(CO)OR⁹, -NR⁶(CO)NR⁷R⁸, -NR⁶SO₂R⁹, -COOR⁶, -CONR⁶R⁷, -COR⁶, -SO₂NR⁶R⁷, S(O)₀₋₂R⁹, -O(CH₂)₁₋₁₀-COOR⁶, -O(CH₂)₁₋₁₀CONR⁶R⁷, -(lower alkylene)COOR⁶, -CH=CH-COOR⁶, -CF₃, -CN, -NO₂ and halogen;

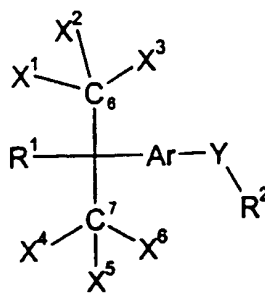
R⁵ is 1-5 substituents independently selected from the group consisting of -OR⁶, -O(CO)R⁶, -O(CO)OR⁹, -O(CH₂)₁₋₅OR⁶, -O(CO)NR⁶R⁷, -NR⁶R⁷, -NR⁶(CO)R⁷, -NR⁶(CO)OR⁹, -NR⁶(CO)NR⁷R⁸, -NR⁶SO₂R⁹, -COOR⁶, -CONR⁶R⁷, -COR⁶, -SO₂NR⁶R⁷, -S(O)₀₋₂R⁹, -O(CH₂)₁₋₁₀-COOR⁶, -O(CH₂)₁₋₁₀CONR⁶R⁷, -(lower alkylene)COOR⁶, -CH=CH-COOR⁶;

R⁶, R⁷ AND R⁸ are independently selected from the group consisting of hydrogen, lower alkyl, aryl and aryl-substituted lower alkyl; and

R⁹ is lower alkyl, aryl or aryl-substituted lower alkyl.

Another embodiment of the practice of the present invention is the use of a pharmaceutical composition comprising a therapeutically effective amount of an LXR agonist of formula II impregnated on a stent for the treatment and/or prevention of Cardiovascular Diseases wherein formula II is represented by the:

-7-



a pharmaceutically acceptable salt thereof, wherein

Ar is an aryl group;

R¹ is a member selected from the group consisting of -OH, -CO₂H, -O-(C₁-C₇)alkyl, -OC(O)-(C₁-C₇)alkyl, -O-(C₁-C₇)heteroalkyl, -OC(O)-(C₁-C₇)heteroalkyl, -NH₂, -NH(C₁-C₇)alkyl, -N((C₁-C₇)alkyl)₂ and -NH-S(O)₂-(C₁-C₃)alkyl;

R² is a member selected from the group consisting of (C₁-C₇)alkyl or (C₁-C₇)heteroalkyl, aryl and aryl(C₁-C₇)alkyl;

X¹, X², X³, X⁴, X⁵ and X⁶ are each independently a member selected from the group consisting of H, (C₁-C₅)heteroalkyl, F and Cl, with the proviso that no more than three of X¹ through X⁶ are H, (C₁-C₃)alkyl or (C₁-C₇)heteroalkyl; and

Y is a divalent linking group selected from the group consisting of -N(R¹²)S(O)_m-, -N(R¹²)S(O)_mN(R¹³)-, -N(R¹²)C(O)-, -N(R¹²)C(O)N(R¹³)-, -N(R¹²)C(S)- and -N(R¹²)C(O)O-;

Wherein R¹² and R¹³ are each independently selected from the group consisting of H, (C₁-C₇)alkyl, (C₁-C₇)heteroalkyl, aryl and aryl(C₁-C₇)alkyl, and optionally when Y is -N(R¹²)S(O)_m- or -N(R¹²)S(O)_mN(R¹³)-, R¹² forms a five- or six-member ring fused to Ar or to R² through covalent attachment to Ar or to R² through covalent attachment to Ar or to R², respectively; and the subscript m is an integer of from 1 to 2;

With the proviso that when R¹ is OH, and -Y-R² is -N(R¹²)S(O)_m-R² or -N(R¹²)C(O)N(R¹³)-R² and is attached to a position para to the quaternary carbon attached to Ar, and when R² is phenyl, benzyl or benzoyl, then i) at least one of R¹² or R¹³ is other than hydrogen and contains an electron-withdrawing substituent, or ii) R² is substituted with a moiety other than amino, acetamido, di(C₁-C₇)alkylamino, l(C₁-C₇)alkylamino, halogen, hydroxy, nitro, or (C₁-C₇)alkyl, or iii) the benzene ring portion of R² is

substituted with at least three independently selected groups in addition to the Y group or point of attachment to Y. Compounds of formula II are disclosed in PCT application number PCT/US00/06611, filed March 15, 2000, of which the method of preparation and examples are incorporated herein.

Methods and procedures for preparing compounds of formula I are disclosed in PCT application Number PCT/US94/10099, filed September 14, 1994, and are incorporated herein by reference.

Methods and procedures for preparing compounds of formula II are disclosed in PCT application number PCT/US00/06611, filed March 15, 2000, and are incorporated herein by reference.

A compound of formula I and/or formula II along with a carrier and or excipients is impregnated on a stent by impregnation methods known to one of skill in the art, including for example, spray-on techniques with or without pharmaceutically acceptable adhesion agents. The stent may also be immersed in a slurry or solution of the Active ingredient in a suitable solvent, i.e. methylene chloride or acetone followed by evaporation or concentration of the solution or solvent to effect impregnation of the Active ingredient on the stent. The impregnated stent may be further dried, annealed or sealed with a sealing agent to prevent flaking off or break-offs. Annealing and/or sealing agents for the purpose are known to one of skill in the art.

IV. Methods of Using The Invention:

The LXR agonist/stent or LXR/RXR agonist/stent combinations described herein are believed to achieve their beneficial therapeutic action by simultaneously providing stenting action and cholesterol efflux, and thereby treating and/or preventing atherosclerosis and restenosis.

The method of the invention for inhibiting restenosis and effecting cholesterol efflux comprises contacting arterial cavity with a therapeutically effective amount of an LXR agonist or a combination of an LXR agonist and an RXR agonist adsorbed on, or impregnated on a stent as described herein including a salt or a prodrug derivative of LXR and/or RXR agonist thereof.

Another aspect of this invention relates to a method for treating Cardiovascular Diseases such as coronary occlusion, congestive heart failure, cardiac alternation, ventricular aneurysm, mural aneurysm, myocardial infarction, cardiac arrest, cardiac dysrhythmia, cardiac edema, cardiac dyspnea, cardiac failure, tachycardia, cardiac hemoptysis, cardiac incompetence, cardiac murmur, cardiac syncope, cardiac tamponade.

As noted previously, the compounds useful in this invention inhibit cholesterol absorption or resorption. By the term, "inhibiting" is meant the prevention or therapeutically significant reduction in the level of cholesterol and/or prevention or therapeutically significant reduction in the risk of restenosis.

The specific dose of a compound administered according to this invention to obtain therapeutic or prophylactic effect will, of course, be determined by the particular circumstances surrounding the case, including, for example, the compound administered, the route of administration and the condition being treated. Typical daily doses will contain a non-toxic dosage level of from about 0.01 mg/kg to about 50 mg/kg of body weight of an active compound of this invention.

The LXR agonist, RXR agonist, or LXR/RXR combination agonist compound(s) impregnated on a stent may be administered directly at the atherosclerotic lesion via a catheterization technique. When the LXR agonist is impregnated on a stent, the dose is a factor of 2 to 20 times higher than a single therapy, single dose formulation. In the cases where the LXR agonist compound is impregnated on a stent, a slow release formulation of LXR agonist compound is applied to effect slow and timed release of formulation comprising the compound.

Pharmaceutical formulations of the invention are prepared by impregnating e.g., by spray-on, a therapeutically effective amount of the LXR agonist, RXR agonist, or LXR/RXR combination agonist compound(s) on a stent device. The spray-on pharmaceutical formulations are prepared by known procedures using known and readily available ingredients.

For the pharmaceutical formulations any suitable carrier known in the art can be used. In such a formulation, the carrier may be a solid, liquid, or mixture of a solid and a liquid. For example, the Active ingredient may be dissolved in a suitable solvent at a

concentration of about 2 to 200mg/ml in a 4% dextrose/0.5% Na citrate aqueous solution. Solid form formulations for impregnation on the stent include powders and pastes. A solid carrier can be one or more substance, which may also act as lubricants, solubilizers, suspending agents, and pharmaceutically acceptable adhesive agents.

In powders, the carrier is a finely divided solid having the necessary binding properties in suitable proportions, which is in an admixture with the finely divided Active ingredient. The powders will typically be sprayed on optionally followed by spray-on of annealing or sealing agents. The powders preferably contain from about 1 to about 99 weight percent of the Active ingredient. Suitable solid carriers are magnesium carbonate, magnesium stearate, talc, sugar lactose, pectin, dextrin, starch, gelatin, tragacanth, methylcellulose, sodium carboxymethyl cellulose, pharmaceutically acceptable low melting waxes, and pharmaceutically acceptable adhesives.

The Active ingredient can be dissolved or suspended in a pharmaceutically acceptable carrier, such as sterile water, sterile organic solvent or a mixture of both. The Active ingredient can often be dissolved in a suitable organic solvent, for instance aqueous propylene glycol. Dispersing the finely divided Active ingredient in aqueous starch or sodium carboxymethyl cellulose solution, or binder or pharmaceutically acceptable adhesive may result in other compositions. The solution or suspension is then impregnated on a stent by coating the admixture of active ingredient on the stent and allowing the solvent to evaporate slowly under vacuum until nearly all solvent or liquid is evaporated.

The following pharmaceutical formulations are illustrative only and are not intended to limit the scope of the invention in any way. "Active ingredient", refers to a compound according to Formula (I) or (II) or a pharmaceutically acceptable salt, solvate, or prodrug thereof which is to be impregnated on a stent.

Slow Release Formulation 1

Hard gelatin powder to be sprayed on a stent is prepared using the following ingredients:

	Quantity (mg/capsule)
Active ingredient	250

-11-

Starch, dried	200
Magnesium stearate	<u>10</u>
Total	460 mg

Formulation 2

A solid composition of formula I or II to be sprayed on a stent is prepared using the ingredients below:

	<u>Quantity</u> <u>(mg/tablet)</u>
Active ingredient	250
Cellulose, microcrystalline	400
Silicon dioxide, fumed	10
Stearic acid	<u>5</u>
Total	665 mg

The components are blended and compressed to form a solid each weighing 665 mg which is then sprayed on the stent either as a slurry or admixed with a pharmaceutically acceptable adhesion agent.

I CLAIM:

1. A method for lowering cholesterol absorption in a sustained manner by the use of a localized delivery of LXR and/or RXR agonists while also limiting, minimizing, or ameliorating the detrimental effect of LXR agonists on triglyceride levels via direct action in the liver.
2. A method for treating and/or preventing Cardiovascular Disease comprising impregnation of LXR agonists on a stent device.
3. A method for treating and/or preventing Cardiovascular Diseases comprising impregnation of RXR agonists on a stent device.
4. A method for treating and/or preventing Cardiovascular Diseases comprising impregnation of LXR and/or RXR agonists on a stent device.
5. A method according to Claim 1 or 3 wherein the LXR agonist is selected from a group consisting of: a compound of formula I, and a compound of formula II.
6. A composition comprising a therapeutically effective amount of a LXR agonist impregnated on a stent
7. A composition comprising a therapeutically effective amount of a RXR agonist impregnated on a stent
8. A composition according to Claim 7 or 8 wherein the LXR or RXR agonist is impregnated to effect a time-release (slow-release) formulation.
9. The use of a pharmaceutical composition comprising a therapeutically effective amount of an LXR agonist impregnated on a stent for the manufacture of a medicament for the treatment and/or prevention of Cardiovascular Diseases.
10. The use of a pharmaceutical composition comprising a therapeutically effective amount of a combination of LXR agonist and RXR agonist impregnated on a stent for the manufacture of a medicament for the treatment and/or prevention of Cardiovascular Diseases.

INTERNATIONAL SEARCH REPORT

International Application No
PCT/LJ 03/02685

A. CLASSIFICATION OF SUBJECT MATTER
IPC 7 A61L31/16 A61K31/397 A61K31/18

According to International Patent Classification (IPC) or to both national classification and IPC

B. FIELDS SEARCHED

Minimum documentation searched (classification system followed by classification symbols)
IPC 7 A61L A61K

Documentation searched other than minimum documentation to the extent that such documents are included in the fields searched

Electronic data base consulted during the international search (name of data base and, where practical, search terms used)

EPO-Internal, WPI Data, PAJ, BIOSIS, MEDLINE, CHEM ABS Data

C. DOCUMENTS CONSIDERED TO BE RELEVANT

Category *	Citation of document, with indication, where appropriate, of the relevant passages	Relevant to claim No.
X	HEEK VAN M ET AL: "COMPARISON OF THE ACTIVITY AND DISPOSITION OF THE NOVEL CHOLESTEROL ABSORPTION INHIBITOR, SCH58235, AND ITS GLUCURONIDE, SCH60663" BRITISH JOURNAL OF PHARMACOLOGY, BASINGSTOKE, HANTS, GB, vol. 129, no. 8, 2000, pages 1748-1754, XP001057494 ISSN: 0007-1188 See 'Methods' on page 1750, first paragraph the whole document	1
Y	— -/--	1-10

Further documents are listed in the continuation of box C.

Patent family members are listed in annex.

* Special categories of cited documents:

- *A* document defining the general state of the art which is not considered to be of particular relevance
- *E* earlier document but published on or after the international filing date
- *L* document which may throw doubts on priority claim(s) or which is cited to establish the publication date of another citation or other special reason (as specified)
- *O* document referring to an oral disclosure, use, exhibition or other means
- *P* document published prior to the international filing date but later than the priority date claimed

- *T* later document published after the international filing date or priority date and not in conflict with the application but cited to understand the principle or theory underlying the invention
- *X* document of particular relevance; the claimed invention cannot be considered novel or cannot be considered to involve an inventive step when the document is taken alone
- *Y* document of particular relevance; the claimed invention cannot be considered to involve an inventive step when the document is combined with one or more other such documents, such combination being obvious to a person skilled in the art.
- *8* document member of the same patent family

Date of the actual completion of the international search

12 June 2003

Date of mailing of the international search report

27/06/2003

Name and mailing address of the ISA

European Patent Office, P.B. 5818 Patentlaan 2
NL - 2280 HV Rijswijk
Tel (+31-70) 340-2040, Tx. 31 651 epo nl,
Fax: (+31-70) 340-3016

Authorized officer

Giménez Miralles, J

INTERNATIONAL SEARCH REPORT

International Application No
PCT/US 03/02685

C.(Continuation) DOCUMENTS CONSIDERED TO BE RELEVANT		
Category *	Citation of document, with indication, where appropriate, of the relevant passages	Relevant to claim No.
X	WO 95 08532 A (CLADER JOHN W ;DUGAR SUNDEEP (US); SCHERING CORP (US); BURNETT DUA) 30 March 1995 (1995-03-30) cited in the application the whole document page 23, line 9 -page 24, line 19 page 38 -page 39; examples A,B	6-8
Y	----	1-10
X	WO 00 54759 A (TULARIK INC) 21 September 2000 (2000-09-21) cited in the application the whole document page 19, line 19 -page 20, line 16	6-8
Y	FARB, A. ET AL.: "Pathological analysis of local delivery of paclitaxel via a polymer-coated stent" CIRCULATION, vol. 104, no. 4, 24 July 2001 (2001-07-24), pages 473-479, XP002244114 the whole document	1-10
P,Y	WARD, D. ET AL.: "Drug-eluting stents: an end to restenosis as we know it?" HEARTWISE, THE IRISH HEART FOUNDATION'S MAGAZINE, vol. 6, no. 1, 2002, pages 14-16, XP002244064 Ireland the whole document	1-10
A	WO 00 30632 A (BALAJI VITUKUDI N ;EISAI CO LTD (JP); RAMNARAYAN KALYANARAMAN (US)) 2 June 2000 (2000-06-02) page 8, line 15 - line 16 page 50, line 16 - line 21 page 72, line 13 - line 15 page 79, line 13 -page 81, line 2	1-10
A	WO 98 47509 A (CONNOLLY DANIEL T ;SEARLE & CO (US); SEIBERT KAREN (US); RONIKER B) 29 October 1998 (1998-10-29) page 3, paragraph 2 page 28, last paragraph -page 29, paragraph 1 Formula I page 5	1-10

FURTHER INFORMATION CONTINUED FROM PCT/ISA/ 210

Continuation of Box I.1

Although claims 1-5 are directed to a method of treatment of the human/animal body, the search has been carried out and based on the alleged effects of the compound/composition.

Continuation of Box I.1

Claims Nos.: 1-5

Rule 39.1(iv) PCT - Method for treatment of the human or animal body by surgery

Rule 39.1(iv) PCT - Method for treatment of the human or animal body by therapy

INTERNATIONAL SEARCH REPORT

International application No.
PCT/US 03/02685

Box I Observations where certain claims were found unsearchable (Continuation of item 1 of first sheet)

This International Search Report has not been established in respect of certain claims under Article 17(2)(a) for the following reasons:

1. Claims Nos.: 1-5
because they relate to subject matter not required to be searched by this Authority, namely:
see FURTHER INFORMATION sheet PCT/ISA/210
2. Claims Nos.:
because they relate to parts of the International Application that do not comply with the prescribed requirements to such an extent that no meaningful International Search can be carried out, specifically:
3. Claims Nos.:
because they are dependent claims and are not drafted in accordance with the second and third sentences of Rule 6.4(a).

Box II Observations where unity of invention is lacking (Continuation of item 2 of first sheet)

This International Searching Authority found multiple inventions in this international application, as follows:

1. As all required additional search fees were timely paid by the applicant, this International Search Report covers all searchable claims.
2. As all searchable claims could be searched without effort justifying an additional fee, this Authority did not invite payment of any additional fee.
3. As only some of the required additional search fees were timely paid by the applicant, this International Search Report covers only those claims for which fees were paid, specifically claims Nos.:
4. No required additional search fees were timely paid by the applicant. Consequently, this International Search Report is restricted to the invention first mentioned in the claims; it is covered by claims Nos.:

Remark on Protest

- The additional search fees were accompanied by the applicant's protest.
 No protest accompanied the payment of additional search fees.

INTERNATIONAL SEARCH REPORT

Information on patent family members

International Application No
PCT/US 03/02685

Patent document cited in search report	Publication date	Patent family member(s)	Publication date
WO 9508532	A	30-03-1995	US 5631365 A 20-05-1997
			AT 180249 T 15-06-1999
			AU 681445 B2 28-08-1997
			AU 7795294 A 10-04-1995
			CN 1131416 A , B 18-09-1996
			CZ 9600839 A3 14-08-1996
			DE 69418613 D1 24-06-1999
			DE 69418613 T2 30-09-1999
			DK 720599 T3 08-11-1999
			EP 0720599 A1 10-07-1996
			ES 2132432 T3 16-08-1999
			FI 961300 A 21-03-1996
			GR 3030312 T3 30-09-1999
			HU 73852 A2 30-09-1996
			IL 110956 A 11-01-2001
			JP 2803908 B2 24-09-1998
			JP 8509989 T 22-10-1996
			KR 186853 B1 01-05-1999
			NO 961133 A 20-03-1996
			NZ 274041 A 19-12-1997
			PL 313589 A1 08-07-1996
			RU 2138480 C1 27-09-1999
			SG 46208 A1 20-02-1998
			SK 35596 A3 05-02-1997
			TW 427974 B 01-04-2001
			WO 9508532 A1 30-03-1995
			US RE37721 E1 28-05-2002
			US 5767115 A 16-06-1998
			US 5846966 A 08-12-1998
			ZA 9407086 A 14-03-1995
			CZ 288891 B6 12-09-2001
			WO 0054759
CA 2367595 A1 21-09-2000			
EP 1161233 A2 12-12-2001			
JP 2002539155 T 19-11-2002			
WO 0054759 A2 21-09-2000			
US 6316503 B1 13-11-2001			
WO 0030632	A	02-06-2000	WO 0030632 A1 02-06-2000
			AU 1596099 A 13-06-2000
WO 9847509	A	29-10-1998	AU 745797 B2 28-03-2002
			AU 7466298 A 13-11-1998
			BG 103803 A 31-05-2000
			BR 9808932 A 01-08-2000
			CN 1253502 T 17-05-2000
			EE 9900517 A 15-06-2000
			EP 0979077 A1 16-02-2000
			HU 0001777 A2 28-05-2001
			JP 2001527542 T 25-12-2001
			NO 995077 A 17-12-1999
			NZ 500141 A 31-05-2002
			PL 337098 A1 31-07-2000
			SK 138799 A3 18-01-2001
			TR 9902545 T2 21-01-2000
			WO 9847509 A1 29-10-1998
			US 2002035156 A1 21-03-2002

INTERNATIONAL SEARCH REPORT

Annex to the International Search Report
Information on patent family members

International

Application No

PCT/US 03/02685

Patent document cited in search report	Publication date	Patent family member(s)	Publication date
WO 9847509	A	ZA 9803249 A	19-04-1999

